

Comfortable LIVING



PLUMBING & DRAIN CLEANING



**Why You Should
Care About Water
Hammer**

Page 1 & 2



**5 Benefits of
Having a
Maintenance
Agreement**

Page 3



**Coupon Corner &
Joke Corner**

Page 3



**Tuscan Shrimp &
Chicken Recipe**

Page 4

Why You Should Care About Water Hammer

Have you ever heard a loud bang or thump in the pipe when your toilet tank is filled and it shuts off flow, or when your washing machine fills up? It might even happen when you turn off a faucet. This noise is likely caused by water hammer.

So, what is water hammer?

Water hammer is the noise that water makes when it's forced to stop or change direction suddenly.

This noise is caused by a pressure wave from the water moving forward and hitting an obstruction, like a closed valve. This sudden stop creates a shockwave of energy that's released as noise.

The problem is, the energy also does other damage to your pipes, fittings and valves.

There are two main contributors to water hammer: high pressure and nowhere for the water to release it's energy safely. Valves that close suddenly, like those in your dishwasher, toilet and washing machine, are prone to water hammer because they stop the flow in a short space of time.

The effects of water hammer

Water hammer is more than a pesky noise. The pressure wave from the water is like a "hammer" hitting the insides of your pipe, connections and valves. This leads to leaks, burst pipes and failed valve seals.

How to minimize and eliminate water hammer

If you're having water hammer throughout your home, it may be caused by excessively high supply pressure to your home. Installing a pressure-reducing valve (PRV) at the main supply to your house would immediately solve this problem.

Why You Should Care About Water Hammer

Cont'd from page 1


Depending on your system, you might have problems getting flow to your farthest fixtures with this low pressure. In that case, you may have to install a PRV closer to the problem fixtures only.

If the pressure to your home isn't the problem, you might have an issue with the piping itself..

When water has to stop flowing into your appliance or sink, it needs space to dissipate its energy. Plumbing systems usually have an air chamber, which is a vertical pipe filled with air that buffers the water when a valve closes. If it becomes water logged, the buffer disappears. Drain your system and clean the chamber to get air back into the chamber.

Another option for reducing water hammer is to install a water hammer arrestor. This is a device with an enclosed air chamber to buffer the water's sudden stop. It's design prevents it from becoming water logged. These devices go on the piping to the specific fixture experiencing water hammer.

If you need help assessing and fixing water hammer, give **PLUMB PERFECT** a call before it destroys your plumbing system!



5 Benefits of Having a Maintenance Agreement

Most people go into a panic when things go wrong with equipment at home. One way to reduce the panic and keep your house in order is to have a maintenance agreement with a professional company. For a fixed monthly or annual fee, a professional will keep your equipment in top working order.

Here are some reasons why you should have a maintenance agreement in place for your home:

1. Lower cost over time. When you maintain your equipment, the repair cost tends to be lower, and failure happens less frequently. Your equipment operates more efficiently when well maintained, saving money on operating costs like your utility bills. This may also reduce the pressure on emergency funds for sudden breakdowns and repair.

2. Peace of mind. Besides saving you money, regular maintenance will reduce the chance of you getting stuck taking cold showers for days while your water heater is being replaced. A maintenance agreement will also lengthen the lifespan of the components in your equipment. This postpones replacement and allows you to maximize the use of your equipment that you paid for.

3. Keeping Your Warranty. Some manufacturers won't replace a part if the unit has not been maintained by a professional. Rather than having to remember to book and keep up with maintenance yourself, having an agreement in place ensures that you keep the added protection of a warranty should your parts fail.

4. Relationship. You can count on your regular service company who will want to keep your business rather than one-off servicing by a stranger, especially if you have an emergency. If there are any ongoing issues, a maintenance agreement will provide you with better follow up on work done. The plumbers who take care of your home will also become familiar with how everything works and will be better able to make suggestions and pick up on issues early on.

5. Safety. For small routine maintenance, you may be able to take care of it yourself. You might even be tempted to do more complex maintenance on your own. However, a professional will know the safest way to carry out the work. Protect yourself and your family by having a professional do regular, planned maintenance on your equipment.

*Get your home's maintenance in order. To find out more about maintenance agreements, and whether it's the right fit for you, give **Plumb Perfect** a call to discuss.*

Coupon Corner

\$30 OFF
Any Service Work

Single use only. Not off service fee. Not valid with any other offers. Expires **11/15/17**. Must present at time of your call.

Plumbing Tune-Up
Only \$99.

Single use only. Minor adjustments only. Service fee extra. Not valid with any other offers. Expires **11/15/17**. Must present at time of your call.

SAVE \$40 on
On Purchase & Installation of
Hot Water Heater

Single use only. Not valid with any other offers. Expires **11/15/17**. Must present at time of your call.

Joke Corner

Q: "What do you give to a pumpkin who is trying to quit smoking?"

A: "A pumpkin patch."

Q: "How do leaves get from place to place?"

A: "With autumn-mobiles!"




Tuscan Shrimp & Chicken

This is a sure winner in any household. It's bold, rich, delicious, and so EASY to make. Enjoy!

- 1lb. Peeled, Deveined Shrimp
- 1lb. Chicken Breast, in Strips
- 4 Tbsp Fresh Minced Garlic
- 1 cup Heavy Cream
- ½ cup Milk
- 2 Tbsp Lemon Juice
- 12 oz. Baby Spinach
- ½ cup Sundried Tomatoes
- 2 Tbsp Olive Oil

Heat olive oil in a pan over medium heat. Add garlic and stir for a few minutes. Add the shrimp and chicken. Stir fry until cooked through. Remove from pan and cover. Reduce heat to medium low. Add cream, milk, and lemon juice to the pan. Stir occasionally until heated through. Add spinach and cook down. Roughly chop the sundried tomatoes and add to the pan. Continue to cook and stir for a few minutes. Add shrimp and chicken. Cook for five minutes stirring occasionally. Serve.



Why You Should
Care About
Water Hammer

page 1 & 2

5 Benefits of Having
a Maintenance
Agreement

page 3

Coupon Corner &
Joke Corner


page 3

Tuscan Shrimp &
Chicken Recipe

page 4

TO:

Fall Crossword Puzzle



Across

2. The brightest fall color
4. Another name for fall
6. They fall from trees
8. Scary fall holiday
9. The last month of fall
10. The first month of fall

Down

1. Delicious red fruit
3. Name of a fall color & a fruit
5. One of the holidays in the fall
7. It frightens the crows