




Plumbing Codes & Licences Are There to Protect Your Health




Those of us who make our living as plumbing professionals shake our heads in dismay at some of the sloppy plumbing we see when we get called out to service the problems they cause. Illegal hookups to sanitary sewer systems, cross-connections between potable (incoming) and drainage (waste) piping, fixtures without traps, sewer vents leading into homes, water heaters without temperature and pressure relief valves – you name the plumbing atrocity, and we’ve seen it in our service area.



Much of the unsafe plumbing is performed by unlicensed “plumbers”. A lot of handymen are out there doing plumbing with little or no knowledge of safe, sanitary practices. They may know how to use tools, but not how to prevent your bath or toilet water from mixing with your drinking water. Unfortunately, these unlicensed “plumbers” get plenty of work, because they typically work dirt cheap. You get what you pay for.



Plumbing problems are especially acute in homes constructed during those times of so-called building booms where many contractors had more work than they could handle and had to deal with a severe shortage of skilled labour. Work got done fast, in slipshod fashion.



I wish I could say that all of the bad plumbing we see is from unlicensed and unqualified plumbers. The sad truth is that we see amateurish work even from some duly licensed plumbers. Many jurisdictions require only the owner of a plumbing firm to be licensed. He can hire anyone he wishes to work in the field with little supervision.

Continued on Page 2

Plumbing Codes & Licenses Protect Your Health

Continued from Page 1

That is why it is important to ask if the individual coming to your home is licensed and if you can see their license and insurance.

Sometimes some companies may cut corners to save money or because they're in a hurry to finish and get on to the next job. Or they may install cheap parts that will save you money now, but will break down sooner, resulting in another service call.

One of the other corners that get cut include doing away with permits and inspections. Although not often, certain types of plumbing work require pulling a permit from a local building authority, followed by an inspection to make sure the work was done in accordance with the current plumbing code. Many plumbing companies ignore permits for jobs that require it. They try to save the little bit of time and money a permit entails.

Speaking as a licensed plumbing professional, I can't say that I love dealing with building bureaucracies and inspectors. I could describe a lot of senseless nitpicking rules that are imposed on tradespeople. However, the bigger picture is that plumbing codes are there to protect you by providing safe and sanitary plumbing systems.

Rest assured that when you deal with us, everything will be done in accordance with code, and permits can be pulled when required.

Kids Springtime WORD SEARCH

P	L	U	M	B	I	N	G	F	D	S	X	T	F	B	I	R	W	X	M
B	L	O	O	M	U	W	A	E	L	R	G	N	I	R	P	S	S	H	Y
W	S	X	R	E	L	S	K	U	Q	O	L	P	L	E	X	B	S	J	T
W	Q	Z	A	D	X	B	J	R	U	E	W	D	F	E	R	H	O	P	C
Z	R	U	M	W	B	S	D	M	P	A	U	E	S	Z	X	O	L	Z	Y
U	B	F	L	K	L	U	U	N	R	A	I	N	R	E	F	A	M	L	P
U	P	M	G	A	I	G	Z	V	I	V	C	U	U	S	N	C	G	W	I
A	F	Q	R	B	F	Q	C	V	V	W	E	H	Y	T	W	J	F	D	P
N	U	X	Y	D	F	D	T	T	U	F	D	A	S	N	X	M	Z	U	E
D	N	A	R	Z	X	S	G	M	J	J	D	R	E	T	A	W	Q	A	S
P	L	A	D	P	D	G	E	L	M	T	E	E	V	Y	S	K	X	N	O
P	I	H	G	Y	E	N	Z	T	V	W	R	K	J	L	R	B	E	A	E
N	I	M	Z	X	I	H	D	F	U	G	W	M	T	P	N	S	V	M	P
N	T	Y	S	H	R	F	C	U	L	R	S	Y	F	R	Y	Y	Q	W	R
G	I	D	S	W	T	B	R	N	M	R	I	M	W	R	W	I	F	C	J
U	B	N	E	O	D	N	P	E	E	D	K	R	A	W	B	G	T	G	E
V	U	I	N	L	Z	A	N	R	S	R	G	Z	J	O	J	L	Y	I	Q
S	P	O	F	W	P	E	Y	E	R	H	W	G	D	R	N	J	K	A	R
M	I	S	V	R	X	L	U	L	R	S	D	C	S	G	Y	Y	T	A	N
S	Z	U	W	X	W	C	C	N	O	O	I	B	F	R	T	R	G	Q	H

ANSWERS ON PAGE 4

BLOOM

GREEN

RAIN

BREEZE

GROW

SPRING

CLEAN

PIPES

SUNSHINE

DRAIN

PLANTS

WATER

FLOWERS

PLAY

WIND

FRESH

PLUMBING

WRENCH

©2016 Service Roundtable



One of the trickiest aspects of running a residential service business is responding to service calls at a time that is convenient to our customers. We try our best to schedule calls at your convenience but it's impossible to satisfy everyone, every time. Here are some of the things that determine our dispatching priorities.

- 1. Is it an emergency?** Emergency calls obviously take priority over non-emergencies and elected service.
- 2. Do you have a maintenance agreement with us?** Our service and maintenance agreement clients receive top priority when it comes to scheduling, as well as discount pricing.
- 3. Do you request a specific technician?** Some of our technicians have serviced the same homes over and over and clients may request them by name. We encourage such relationships and will do our best to accommodate the request. Your favourite technician may be unavailable at any given time, but if you can be a little flexible with your time frame we'll make sure you get visited by the person who has gained your confidence.
- 4. Sometimes the best laid plans get waylaid.**

We pride ourselves on our ability to service most clients within their scheduled time. Yet delays sometimes are unavoidable due to traffic, bad weather or other unforeseen circumstances. One thing you can be sure of is that if we do get delayed, we won't leave you hanging! We'll call you with an updated time of arrival or, if you prefer, to reschedule as early as possible.

Coupon CORNER



1-888-458-1979

\$30 OFF
ANY SERVICE JOB

SINGLE USE ONLY. EXPIRES May 31/16. MAY NOT BE COMBINED WITH OTHER OFFERS. MUST PRESENT AT TIME OF YOUR CALL.



1-888-458-1979

\$50 OFF
PLUMBING INSPECTION

SINGLE USE ONLY. EXPIRES May 31/16. MAY NOT BE COMBINED WITH OTHER OFFERS. MUST PRESENT AT TIME OF YOUR CALL.



14882 Dixie Rd

Caledon ON L7C 2M2

1-888-458-1979

TO:

PLUMBING FDSXTFBIRWXM
BLOOMUWAEIRGNIRPSSH
WSXRELSKUQOLPLEXBSJT
WQZADXBJRUEWDFERHOPC
ZRUWMBSDMPAUESZXOLZY
UBFLKLUUNRAINREFAMLP
UPMGAIGZVIVCUUSNCGWI
AFQRBFBQC VVWEHYTWJFDE
NUXVDFD TTUFDASNXMZUE
DNARZXS G MJJDRETAWQAS
PLADPDGELMTEEFVYSKXNO
PIHGYENZTVWRKJLRBEAE
NIMZXIHDFUCGWMTPNSVMP
NTYSHRFCULRSYFRYYQWR
GIDSWTBRNMRI MWRWIFCJ
UBNEODNPEEDKRAMBGTGE
VUINLZANRRSGZJOJLYIQ
SPOFWPEYERBWGDRNJKAR
MISVRXLULRSDCSGYYTAN
SZUWXWC CN OIBFRTRGQH

STRAWBERRY MINT SPARKLING Limeade

3 cups sliced strawberries

1/2 cup loosely packed fresh mint leaves


1/2 cup fresh lime juice

1/4 cup water

1/4 cup agave nectar

3 cups chilled club soda

Whole strawberries (optional)



Place first 5 ingredients in a blender; process until smooth (about 1 minute). Pour about 1/2 cup strawberry mixture into each of 6 glasses. Slowly pour about 1/2 cup club soda into each glass; gently stir to combine. Garnish with whole berries, if desired. For an adult beverage, substitute 1 bottle chilled sparkling wine for the club soda. When adding the wine or soda, pour slowly down the edge of the glass to tame the foam.

Source: www.myrecipes.com/recipe/strawberry-mint-sparkling-lime